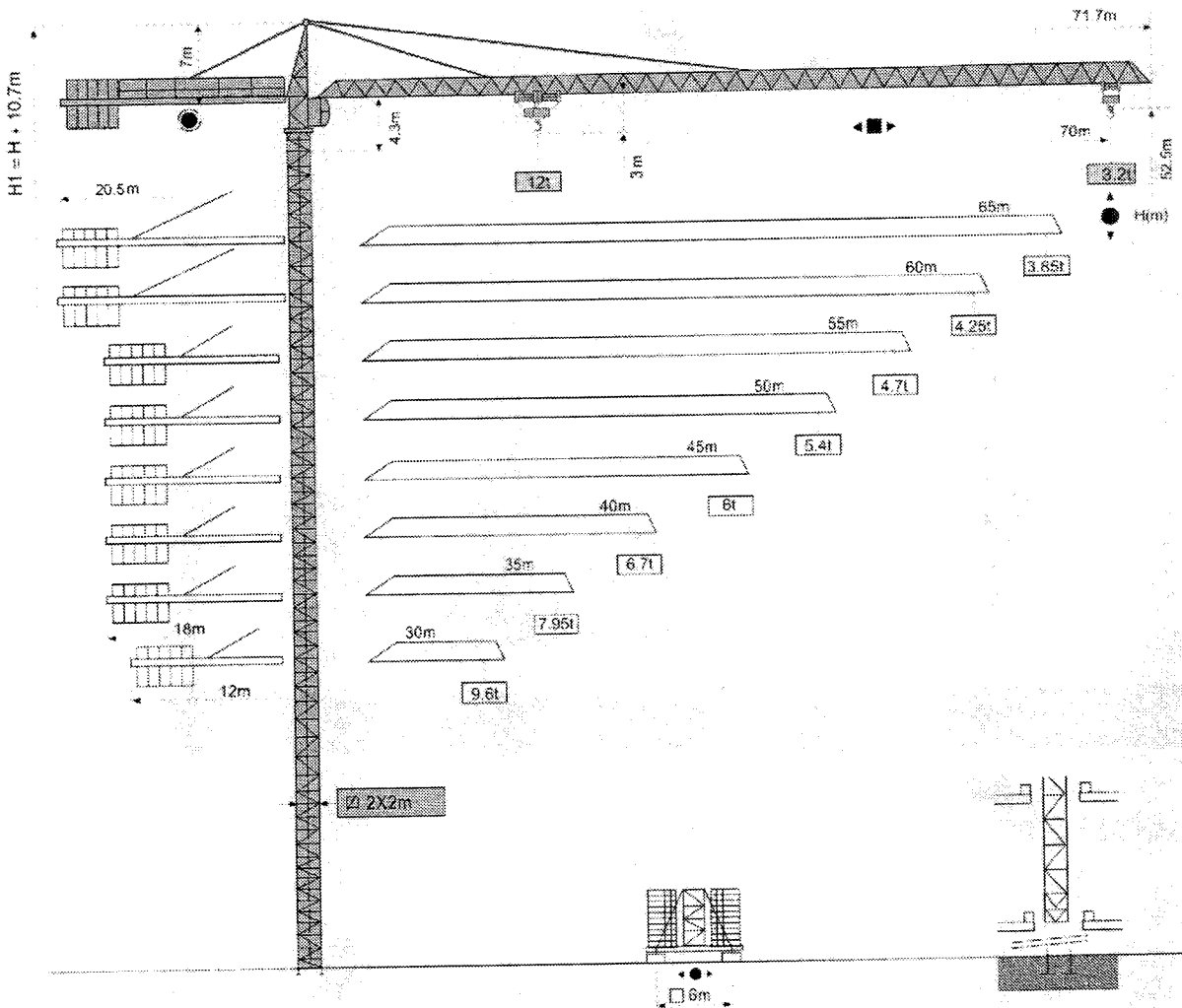


03D – DATASHEET

MC 310 K12



STANDARD  FEM 1.001


TÜV
ISO 9001

POTAIN

antowoc
Crane Group

antowoc

Masts / Reactions

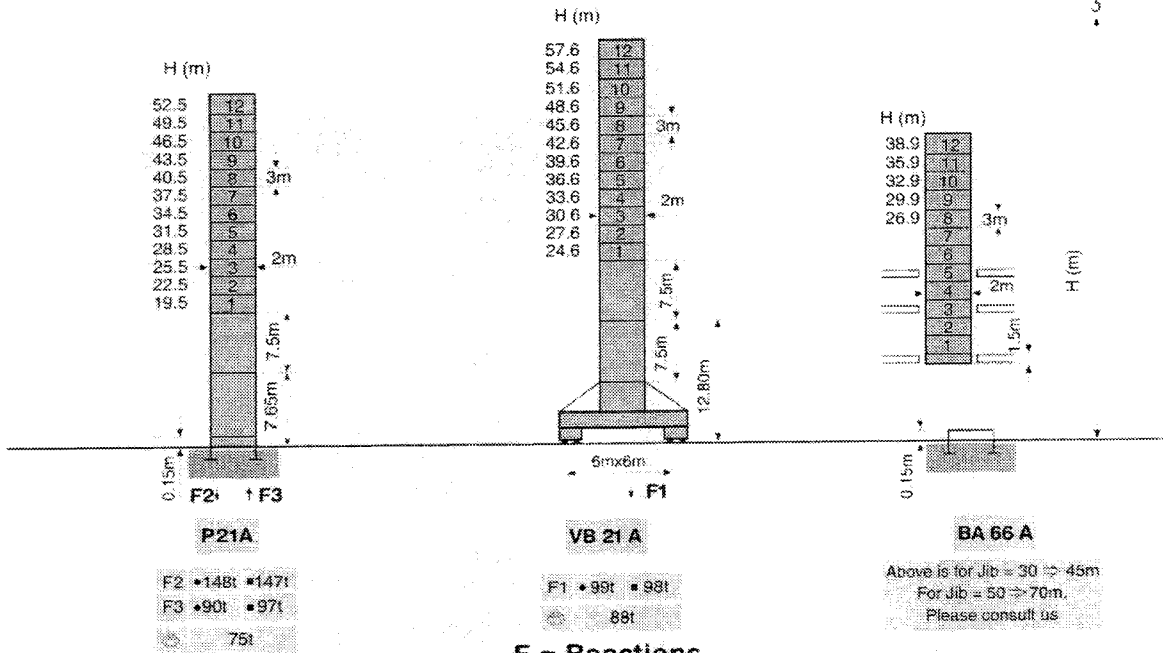
Masts



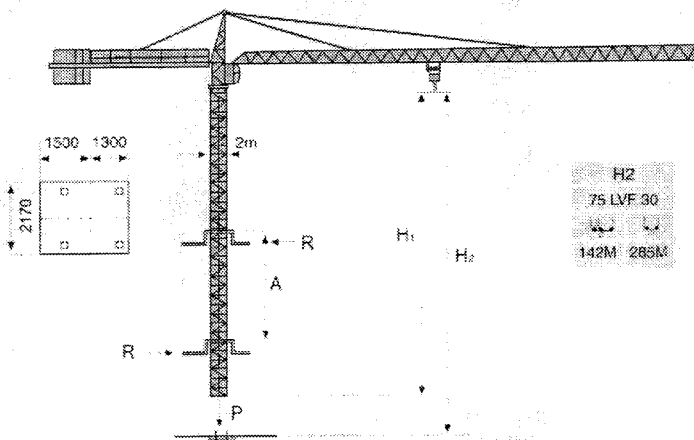
 2m

Jib

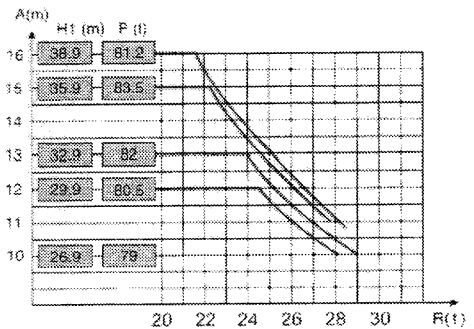
30m \Rightarrow 70m



Climbing crane



BA 66 A


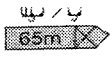

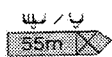
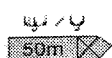

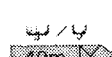




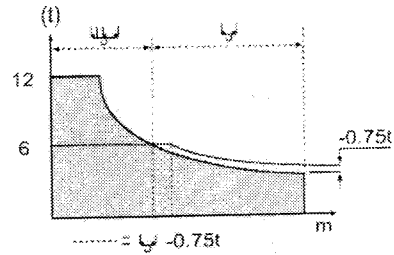
A Distance between collars
P Crane weight (in service)
H1 Crane height
R Horizontal reaction

MC 310 K12

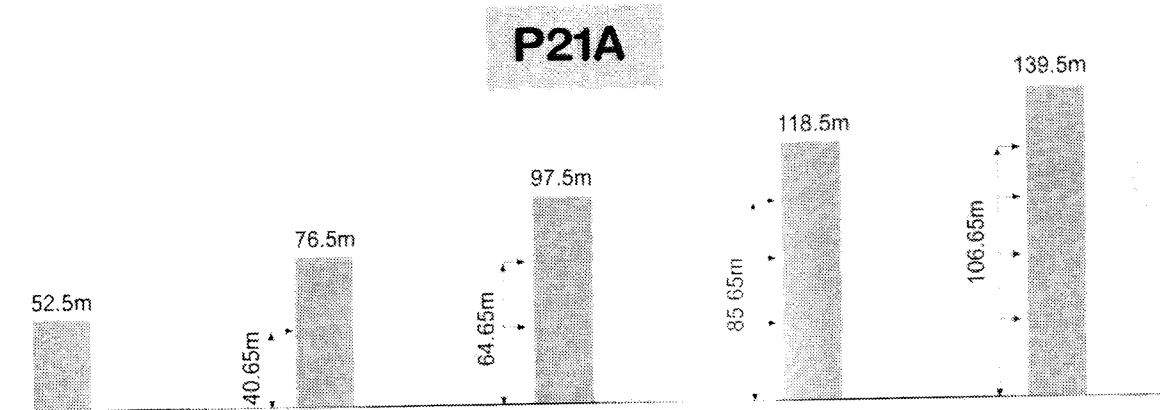
POTAIN 







Load diagrams

	3.1	21.4 22 25 27 30 32 35 37 37.4 41.9 45 47 50 52 55 57 60 62 65 67 70 m	12 11.6 10 9.1 8 7.3 6.5 6.1 6 6 5.5 5.2 4.9 4.6 4.3 4.2 3.9 3.7 3.5 3.4 3.2 t
	3.1	22.8 25 27 30 32 35 37 39 40.4 44.7 47 50 52 55 57 60 62 65 m	12 10.8 9.8 8.7 8 7.2 6.7 6.3 6 6 5.7 5.3 5 4.7 4.5 4.2 4.1 3.85 t
	3.1	22.8 25 27 30 32 35 37 39 40.4 44.7 47 50 52 55 57 60 m	12 10.8 9.8 8.7 8 7.2 6.7 6.3 6 6 5.7 5.3 5 4.7 4.5 4.25 t
	3.1	22.8 25 27 30 32 35 37 39 40.4 44.7 47 50 52 55 m	12 10.8 9.8 8.7 8 7.2 6.7 6.3 6 6 5.7 5.3 5 4.7 t
	3.1	23.3 25 27 30 32 35 37 40 41.2 45.7 47 50 m	12 11.1 10.1 8.9 8.2 7.4 6.9 6.2 6 6 5.8 5.4 t
	3.1	23.8 25 27 30 32 35 37 40 42 45 m	12 11.3 10.3 9.1 8.4 7.6 7.1 6.4 6 6 t
	3.1	24.7 25 27 30 32 35 37 40 m	12 11.8 10.8 9.5 8.8 7.9 7.4 6.7 t
	3.1	24.8 25 27 30 32 35 m	12 11.9 10.8 9.6 8.9 7.95 t
	3.1	24.9 25 27 30 m	12 11.9 10.9 9.6 t



Anchorage



Mechanisms								
		m/min	t	m/min	t	ch-Ps hp	kW	
Hoisting	 75 LVF 30	3.6	6	1.8	12	75	55	570m
		14	6	7	12			
		44	6	22	12			
		56	4.5	28	9			
		80	3	40	6			
		104	1.5	52	3			
		Trolleying	 6 D3 V4	15 - 50 m/min (12t)				
Slewing	 RVF 162	0 ⇒ 0.7 tr/min (rpm)				2 x 7.5	2 x 5.5	
Travelling	 VB 20A VB 21A R ≥ 13M RT 544 A1 2V	13.5 ⇒ 27 m/min				4 x 7	4 x 5.2	
CEI 38  IEC 38		kVA		Generator set				
400V (+6% - 10%) 50Hz		75LVF : 100 kVA		*				

* Please consult us.

Subject to Modification



**GROVE
POTAIN** 

Manitowoc Crane Group Asia Pte Ltd
Manitowoc Crane Group

26 Bencoolen Road
Singapore 629 808
Tel: 65-6861 7133 65-6862 4040
Fax (Admin/Sales) 65-6862 4142
Fax (Service/Parts) 65-6862 4142
www.manitowoccrane.com

Copyright. © POTAIN 2003

MC 310 K12

Ref: 2003 08

manitowoc
Crane Group

